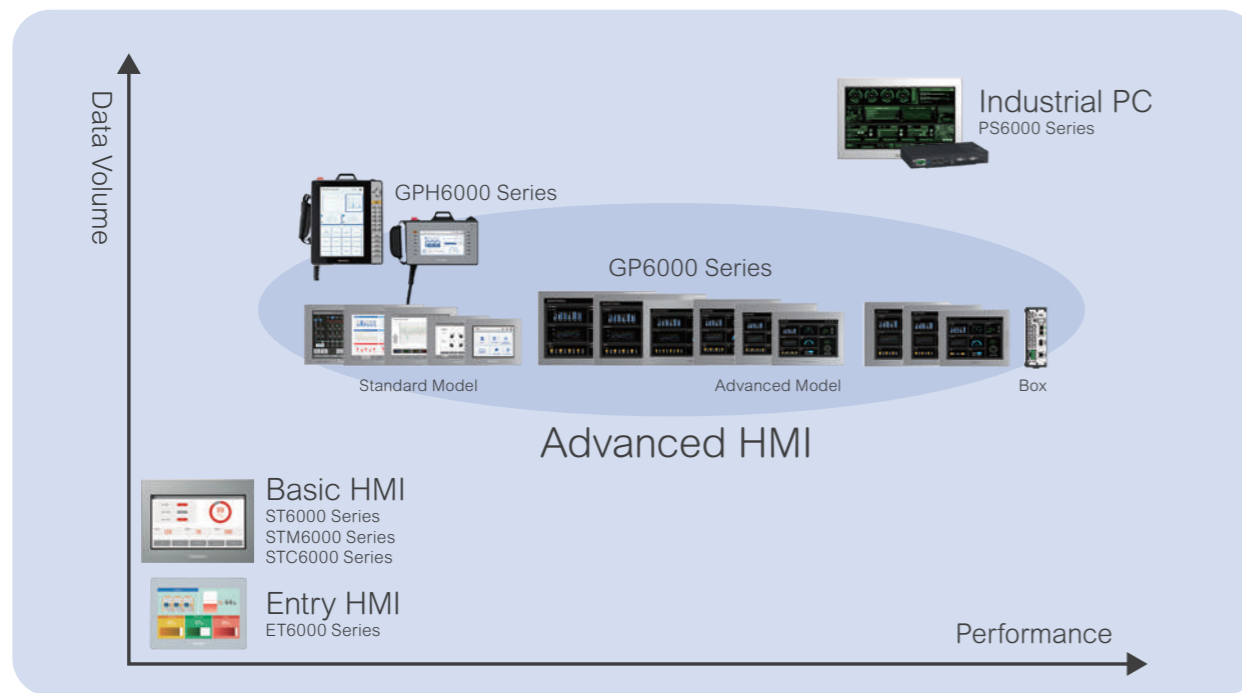


## Wide Range of HMIs and IPC



# The Power of Expandability

[proface.com](https://www.proface.com)

Visit Pro-face web site for more information  
<https://www.proface.com/en>

## NEW Advanced

GP6000 Series / GPH6000 Series **GP-ProEX**

# Solve Your Challenges with Advanced HMI

## DESIGN

### Customer Challenge

Are you facing challenges meeting diverse user needs and saving valuable engineering time?

### Solution

Speedy and Cost-Effective: Rapidly Meet Evolving Needs



Modular Design's simplified components enable speedy, cost-effective lineup development that meets end users' requirements; user-friendly machines simplify operations for everyone, while easy-to-maintain equipment reduces downtime and keeps operations running smoothly. Plus, it's designed to tackle new challenges, including Eco-Design and Cyber Security, ensuring you stay ahead in a rapidly evolving market. With an extensive lineup, the GP6000 Series addresses special user requests without the need for extensive engineering for customizations.

## OPERATION

### Customer Challenge

Are you looking to boost productivity on the shop floor?

### Solution

Enhanced On-Site Productivity with State-Of-The-Art Machine



The high-performance HMI also boosts productivity on the shop floor, enabling your team to work more efficiently. With its flexible display sizes and customizable information options, you can easily adapt to your specific device or application needs, ensuring seamless operations. Our commitment to eco-design means you can operate more sustainably while robust cyber security features protect your valuable data from potential threats. Elevate your operational efficiency and embrace innovation with the GP6000 Series.

## MAINTENANCE

### Customer Challenge

Are you facing challenges in achieving early recovery and minimizing downtime?

### Solution

Minimize Downtime and Maintenance with Quick Recovery from Troubles



Designed to enhance maintenance efficiency, the GP6000 Series features easy troubleshooting with guidance features, a modular design, and effective remote monitoring. These capabilities help you quickly identify issues, facilitating faster recovery and reducing overall downtime. Additionally, the GP6000 Series minimizes the need for maintenance parts, allowing you to optimize your resources and keep your operations running smoothly. Experience hassle-free maintenance and keep your systems at peak performance with the GP6000 Series.

## MIGRATION / MINOR UPGRADE

### Customer Challenge

Are you looking to modernize and migrate your HMI without the hassle?

### Solution

Modernize Machine with Easy Migration HMI



Complete compatibility, including the same panel cut, software, and interface, allows you to upgrade seamlessly without extensive modifications. Plus, enjoy smooth touch operation and enhanced situational awareness and support for IIoT, eco-design principles, and robust cyber security features, the GP6000 Series empowers you to elevate your operations while safeguarding your data and promoting sustainability.

## Require more enhancing operability Advanced Handheld HMI GPH6000 Series

Operation Efficiency

Visual Excellence



Effortless Operation



Improved Operability



Support Safety Operation

Clear Status Recognition



Enhanced Operational Adaptability



Secure Operation




More Robust

Environment Resistance



Remarkable Durability



Secure Hanging Solution

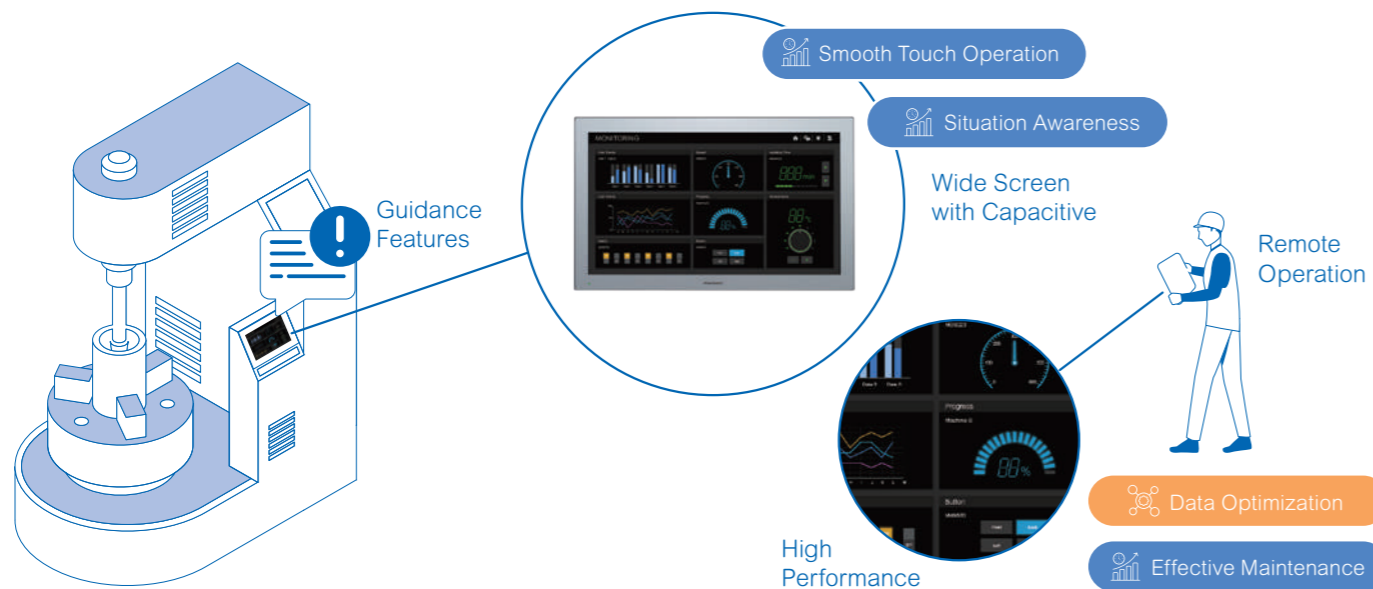


# Use Cases - Advanced HMI Solution

The Pro-face Advanced HMI is a high-performance HMI device designed to meet a wide range of industrial automation needs. It offers a variety of displays and Modular Box and Expansion Module to suit different environments and applications. With its emphasis on expandability, the Advanced HMI provides flexibility for future system upgrades and customization. This makes it a versatile and adaptable solution for diverse industrial settings.

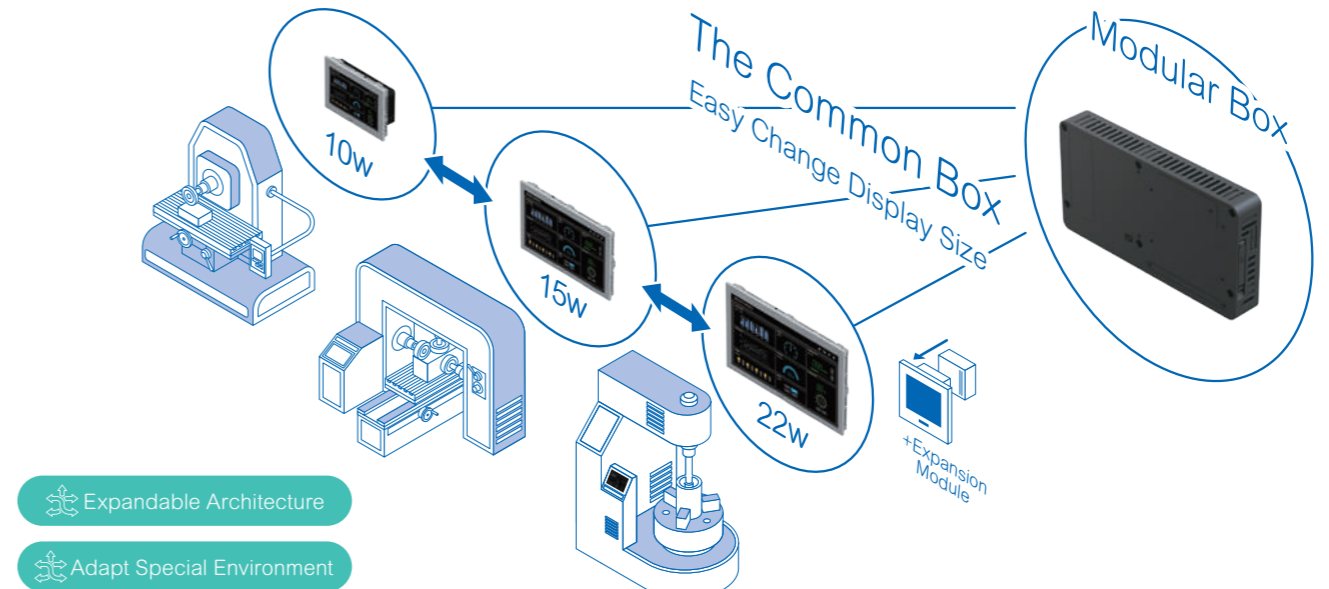
## Modernize and Efficiency

Modernize and enhance machine efficiency with cutting-edge display features, including high-performance HMIs and easy troubleshooting with guidance features.



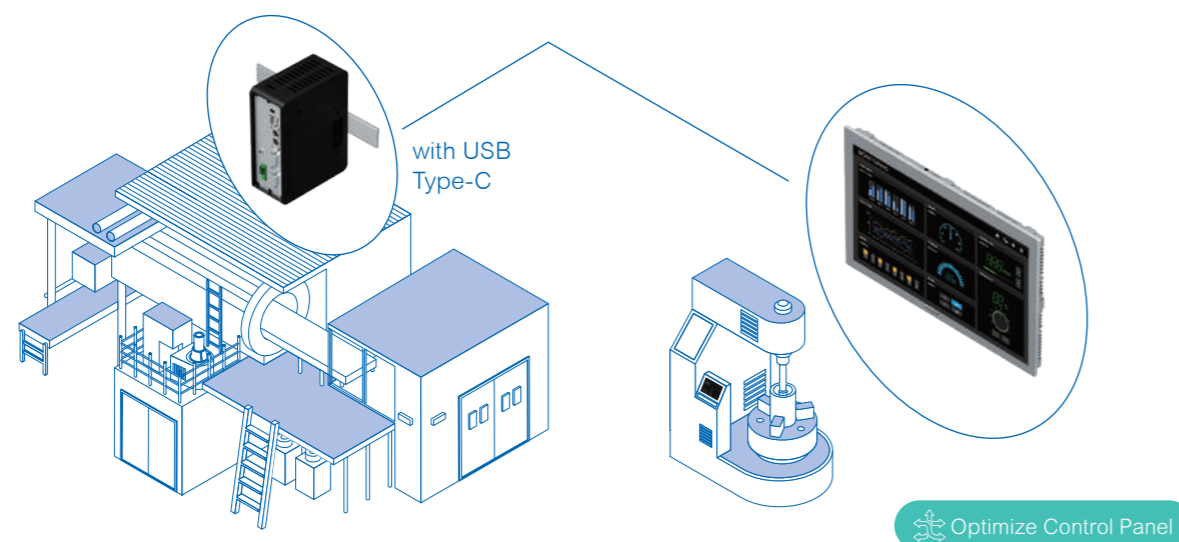
## Save Engineering Time

Adapt to changes in display size and additional interface requirements with the common box, thanks to its modular structure and a wide range of size options and display features.



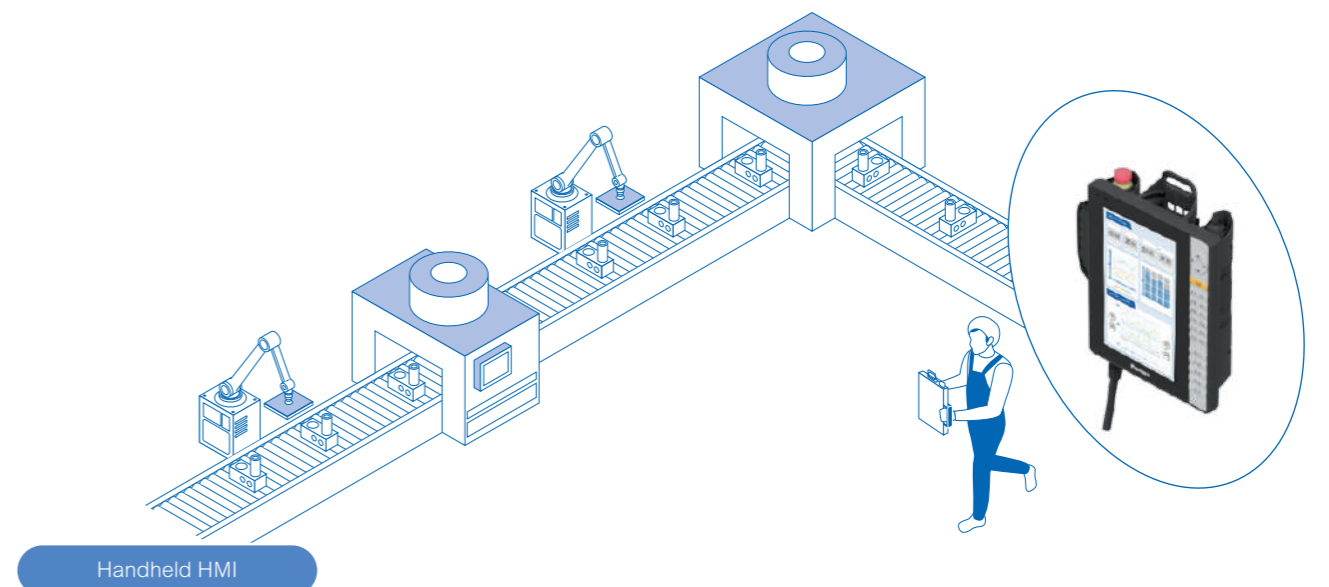
## Separate Installation with USB Type-C

Designed for harsh environments (high vibration, high temperature, and high humidity), the separate installation with USB Type-C enables operations for large machinery, even at a distance from the controller.



## Enhanced Operability

Reliable safety operation with the Handheld HMI allows you to view equipment information wherever needed, significantly enhancing efficiency on the shop floor.



# GP6000 Series / GPH6000 Series Lineup Specification

		GP6000 Series										GPH6000 Series								
		Advanced Model -Enable Easy Expansion, Upgrades, and Adaptability-										Standard Model -Perfect Replacement for the GP4000-T-						Handheled HMI		
		<div style="display: flex; justify-content: space-between;"> <div style="width: 30%;"> <p><b>Efficiency</b></p> <ul style="list-style-type: none"> <li>Smooth Touch Operation: Performance, PCAP + Glass Top</li> <li>Situation Awareness: High-Resolution, More Colors</li> <li>Smart Migration: 1 to 1 -Compatibility</li> </ul> <p><b>Effective Maintenance</b></p> <ul style="list-style-type: none"> <li>Modular Design</li> <li>Guidance Features (PDF Viewer)</li> <li>Real-Time Monitoring</li> <li>Remote Monitoring</li> </ul> </div> <div style="width: 30%;"> <p><b>Flexibility</b></p> <ul style="list-style-type: none"> <li>Optimize Control Panel: Wide Lineup, Common Display, Selectable Touch Mode, Separate-Installation</li> <li>Expandable Architecture: Easy Add-on (I/F Expansion Units)</li> <li>Adapt Special Environment: Certifications</li> </ul> </div> <div style="width: 30%;"> <p><b>Connectivity</b></p> <ul style="list-style-type: none"> <li>Data Optimization: Network Segmentation (W-Ethernet), IT Connectivity (OPC-UA Server)</li> </ul> <p><b>Sustainability</b></p> <ul style="list-style-type: none"> <li>Sustainable Packaging</li> <li>Green Material</li> <li>Energy Efficiency</li> </ul> <p><b>Cyber Secure</b></p> <ul style="list-style-type: none"> <li>Secure Remote Access</li> <li>Secure Element</li> <li>Secure Boot</li> <li>Secure Seal</li> </ul> </div> </div>										<div style="display: flex; justify-content: space-between;"> <div style="width: 30%;"> <p><b>Efficiency</b></p> <ul style="list-style-type: none"> <li>Smooth Touch Operation: Performance, PCAP + Glass Top</li> <li>Situation Awareness: High-Resolution, More Colors</li> <li>Smart Migration: 1 to 1 -Compatibility</li> </ul> <p><b>Effective Maintenance</b></p> <ul style="list-style-type: none"> <li>Modular Design</li> <li>Guidance Features (PDF Viewer)</li> <li>Real-Time Monitoring</li> <li>Remote Monitoring</li> </ul> </div> <div style="width: 30%;"> <p><b>Flexibility</b></p> <ul style="list-style-type: none"> <li>Optimize Control Panel: Wide Lineup, Common Display, Selectable Touch Mode, Separate-Installation</li> <li>Expandable Architecture: Easy Add-on (I/F Expansion Units)</li> <li>Adapt Special Environment: Certifications/N2</li> </ul> </div> <div style="width: 30%;"> <p><b>Connectivity</b></p> <ul style="list-style-type: none"> <li>Data Optimization: Network Segmentation (W-Ethernet), IT Connectivity (OPC-UA Server)</li> </ul> <p><b>Sustainability</b></p> <ul style="list-style-type: none"> <li>Sustainable Packaging</li> <li>Green Material</li> <li>Energy Efficiency</li> </ul> <p><b>Cyber Secure</b></p> <ul style="list-style-type: none"> <li>Secure Remote Access</li> <li>Secure Element</li> <li>Secure Boot</li> <li>Secure Seal</li> </ul> </div> </div>						<p><b>Efficiency</b></p> <ul style="list-style-type: none"> <li>Enhance Operability</li> <li>More Safety</li> <li>More Robust</li> </ul> <p><b>Flexibility</b></p> <ul style="list-style-type: none"> <li>Diverse Lineup</li> <li>Adaptability</li> </ul> <p><b>Connectivity</b></p> <ul style="list-style-type: none"> <li>Rich Connectivity</li> </ul> <p><b>Sustainability</b></p> <ul style="list-style-type: none"> <li>Sustainable Packaging</li> <li>Energy Efficiency</li> </ul> <p><b>Cyber Secure</b></p> <ul style="list-style-type: none"> <li>Secure Remote Access</li> </ul>		
Power	DC 12-24V	PFXGP6940WCDI	PFXGP6840WCDI	PFXGP6740WCDI	PFXGP6640WCDI	PFXGP6540WCDI	PFXGP6440WCDI	PFXGP6740TMDI	PFXGP6640TMDI	PFXGP6540TMDI	PFXGP6640DI	PFXGP6600TMD	PFXGP6600TAD	PFXGP6500TMD	PFXGP6500TAD	PFXGP6400TAD	PFXGP6300TAD	PFXGP6600TADFZ26	PFXGPH6500WCD	PFXGPH6400WCD
	AC 100-240V	PFXGP6940WCAI	PFXGP6840WCAI	PFXGP6740WCAI	PFXGP6640WCAI	PFXGP6540WCAI	—	PFXGP6740TMAI	PFXGP6640TMAI	PFXGP6540TMAI	PFXGP6640AI	PFXGP6600TMA	PFXGP6600TAA	PFXGP6500TMA	PFXGP6500TAA	—	—	—	—	—
Photo																				
Size		Wide					4:3			Box	4:3						Wide			
		22" w	19" w	15" w	12" w	10" w	7" w	15"	12.1"	10.4"	DINBOX	12.1"	10.4"	10.4"	7.5"	5.7"	12.1"	10" w	7" w	
Display		PCAP (Capacitive) - 2points					Analog multi - 2 points			—	Matrix - 2 points	Analog-single	Matrix - 2 points	Analog-single	Analog-single			PCAP (Capacitive)-2points	Analog-single	
		Glass top					Plastic overlay			—	Plastic overlay						Glass top	Plastic overlay		
Structure		Modular					All-in-one			Modular	All-in-one						All-in-one			
Expansion Module		Up to 2 units										Up to 5 units						—		
I/F	COM	× 2 (RS-232C × 1, RS-422/485 × 1) (Expandable)										× 2 (RS-232C × 1, RS-422/485 × 1)						× 1 (RS-232C/422/485 × 1)		
	LAN	× 2 (1GB) (Expandable SW routing only available with Expansion)										× 2 (100MB)						× 1 (100MB)		
	USB	Type-A × 2 / micro-B × 1					Type-A × 2 / micro-B × 1 on back			USB Type-A × 1	Type-A × 1, micro-B × 1						Type-A × 1			
	Storage	SDCX × 1					Type-A × 1 / micro-B × 1 on front			Type-C × 1	SDCX × 1						SD × 1			
Certification*		CE, UKCE, UL, EAC, KC, UKCA, UL C1D2, ATEX/IECEX, KCs, UKCEX, CCCex, Marine										CE, UKCE, UL, EAC, KC, UKCA, UL C1D2, ATEX/IECEX, KCs, UKCEX, CCCex, Marine						CE, UKCE, UL, EAC, KC, UKCA		
Software		GP-Pro EX										GP-Pro EX						GP-Pro EX		
Repair		Available										Available						Available		

\*ATEX/IECEX, KCs, CCCex: only DC Model / Marine: only DC Model (except 19W model, 22W model, N2 Model). Please check the website for the latest information.